

Special application
Professional cleaning machines



Individual solutions for cleaning industrial components



Miele professional cleaning machines are the professional solution for cleaning and drying components from industrial manufacturing processes.

In many fields of industrial production, cleaning and drying processes are required for a wide range of items such as circuit boards, soldering frames, metal templates, metal components, instruments, technical and optical glassware, magazines, boxes, racks etc.

Miele professional cleaning machines provide the perfect solution for your professional cleaning requirements.

Catering for a variety of throughputs, they enable large volumes and bulky items to be cleaned economically. Miele professional cleaning machines can accommodate up to five levels at a time, depending on the size of the items being cleaned. The cleaning quality required will vary according to several criteria (base material, type of soiling and manufacturing process). Cleaning requirements range from an **interim cleaning process** (e.g. for soldering frames) and **cleaning prior to coating** (glass substrates, drills, cutting tools), through **to particle decontamination under clean room conditions** (e.g. boxes, racks, chip trays).

The advantages of Miele professional cleaning machines at a glance

- Use both a fresh-water circulation and a water recovery system
- Space-saving
- Fully automatic programmes
- Reliable technology – made in Germany
- Individually programmable, password protected
- Nationwide on-site servicing available through Miele Service Department
- Low operating costs

Typically Miele

Application: electronics

- Unpopulated, populated or misprinted circuit boards and ceramic substrates
- Soldering frames, soldering masks and metal templates

Types of soiling

- Milling dust, solder paste, flux residues and SMT adhesives

Cleaning requirements:

- Before populating
- After soldering
- After printing
- Before circuit tests
- Before lacquering
- After misprinting

Application: metal components

- Steel, stainless steel aluminium, copper, brass, diecast zinc, hard alloys

Types of soiling

- Oil, emulsions, polishes, metal particles, lapping abrasives

Cleaning requirements:

- Interim or final clean
- Before assembling or packing
- Before sticking, lacquering, welding, soldering
- Before setting
- Before coating (e.g. TiN and TiC)

Application: glass and optical ware

- Coated and uncoated glass, e.g. moulded glass, safety glass, optical lenses

Types of soiling

- Dust, glass dust, fingerprints, particles, lapping abrasives, polish, wax crayon

Cleaning requirements:

- Interim or final clean
- Before and after coating

Application: clean rooms

- Boxes, racks and chip trays

Types of soiling

- Dust, particles, photosensitive resist

Cleaning requirements:

- Particle decontamination
- Interim or final clean
- Before assembly or packing
- In clean rooms (e.g. Class 100)

Application: plastics

- Plastic components, magazines and transport containers

Types of soiling

- Separating agent, dust, particles, oil

Cleaning requirements:

- Interim or final clean
- Before assembly or packing



Flexible solutions, exceptionally simple to operate



The freely programmable PROFITRONIC controls on all Miele professional cleaning machines give maximum flexibility when programming.

Miele PROFITRONIC controls are high-performance and fully electronic. Each step of a programme is shown in the display in clear text or graphic symbols. There are 64 programme places, of which 7 are occupied by service programmes and 6 are standard cleaning programmes. Customer specific programmes are programmed during commissioning.

Miele PROFITRONIC controls at a glance

- Freely programmable, fully electronic controls
- 64 programme places
- Programme selector dial
- 4-line display with user navigation in clear text
- Programme selected, Programme sequence, Washing and Drying temperatures, Fault and Service prompts are all shown in the display
- Continuous monitoring of all process parameters
- Machine can be programmed directly, or by a Miele Service Technician using a PC/laptop
- Serial interface RS 232 for PC or printer connection for obtaining process documentation and for networking

Individual cleaning programmes and water recovery

All Miele professional cleaning machines work very individually and economically, thanks to a two-part drainage system and water recovery system.

Cleaning programmes for industrial applications can consist of several process stages. For example, a batch of metal and glass substrates can be processed using an alkaline wash, an acid neutralising cycle, a rinse, a final rinse and a drying cycle.

To start a cycle, the Miele professional cleaning machine first has to be filled with either fresh water or water from a special water recycling unit. During the cycle, the water is circulated throughout the cabinet by means of rotating spray arms. Chemicals e.g. cleaning agents, neutralising agents and anti-corrosion agents are dispensed, depending on the programme.

The water may be heated up, depending on the programme. At the end of a cycle, the water will be pumped out of the machine into the drainage system, or into a suitable recovery system for recycled water.

All Miele professional cleaning machines either come with a double drain hose as standard (IR 6002), or they can be fitted with one as an optional extra (G 7823/ G 7824, G 7825/G 7826, G 7827/G 7828). The two-part drainage system means that the operator can decide whether the used water is drained away or directed into a suitable water recycling unit or disposal unit.

The IR 6002 has an additional pump fitted as standard which draws the processed water back out of the reservoir into the machine. This pump needs to be fitted to the G 7823 – G 7828 models as an optional accessory if required.

By using the appropriate accessories, the processes described below (e.g. **B** and **C**) can be combined. The system can also be used entirely on recirculation mode (recirculating chemicals and water), avoiding the need for any drainage.

The diagrams illustrate the differences between the three types of water processing:

Process A (fresh water process)

- Fresh water intake for every phase
- Cleaning agent concentration 0.3–1%

Advantage: higher and more uniform standard of cleaning

Process B (cascade process)

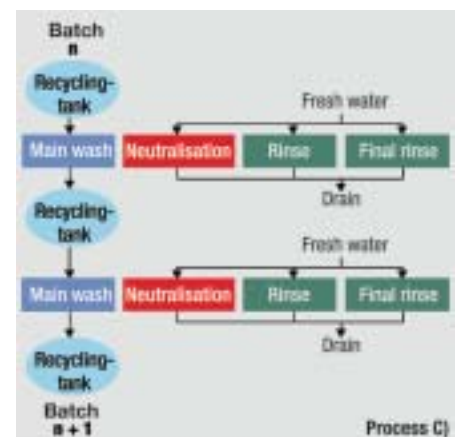
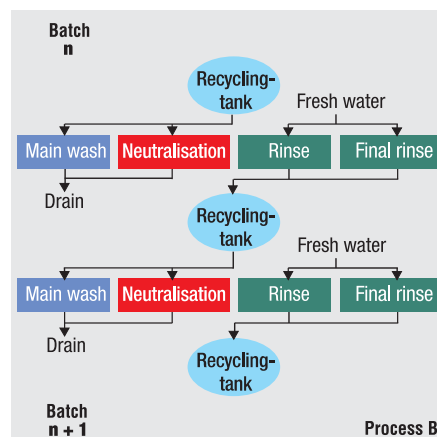
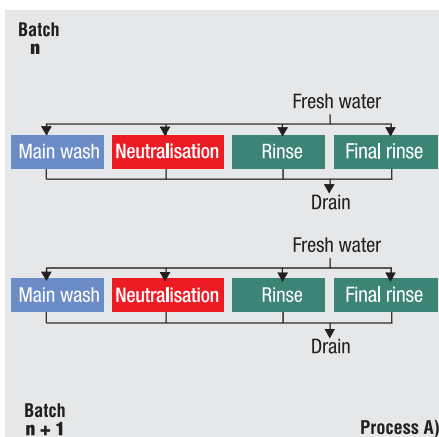
- Rinse water is recovered
- Cleaning agent concentration 0.3–1%

Advantage: reduces the total water consumption by 30–60%

Process C (recirculation process)

- Cleaning water is recovered
- Cleaning agent concentration 5–30%

Advantage: reduces the overall consumption of cleaning agents



The Miele professional cleaning machine IR 6002



Professional cleaning machine IR 6002

Design

- Front-loading free-standing machine with lid
- No baskets
- Stainless steel casing

Controls

- Freely programmable PROFITRONIC controls
- 64 programme places, including 7 service programmes and 6 standard programmes
- Customer specific programmes are programmed during commissioning

Features

- High quality stainless steel cabinet and spray arms
- Can be equipped for automatic mobile unit recognition
- Electric door safety lock
- Peak load cut-out
- Programme failure cut-out
- Serial interface for process documentation
- Circulation pump, max. throughput 600 l/min.

Washing technology

- Fresh water system, max. temp. 93°C
- 2 drain pumps

- 1 pump for redirecting water back into machine
- 2 NTC probes for controlling and monitoring the temperature
- Water inlet via flow meter (tolerance < 2.5%)
- 4-stage suds filtration: flat filter, coarse filter, glass shard filter, micro fine filter

Water connection

- 3x 170 cm inlet hoses, 1/2" with 1/3" BSP female thread
 - Cold water 1.5–10 bar (150–1000 kPa)
 - Hot water 1.5–10 bar (150–1000 kPa)
 - Demin. water 0.6–10 bar (60–1000 kPa)
- 1x DN 25 connection for water recovery
- 2x DN 22 connections for drain/machine

Electrical connection

- 3 N AC 400 V 50 Hz
- 1.8 m, 5 x 2.5 mm² connection cable
- Heater rating 9 kW
- Total connected load 10.2 kW
- Fuse rating 3 x 16 A

Dispenser pumps

- 1x DOS 3 dispenser pump (bellows) for liquid acidic agents
- 1x DOS 1 dispenser pump (bellows) for liquid cleaning agent
- Chemical containers not supplied

Optional dispenser pumps

- DOS 2 dispensing pump for liquid acidic additives/rinsing agent
- DOS 4 dispensing pump for liquid cleaning agents/chemical disinfectants

Water softener

- Large capacity water softener for cold and hot water to 70°C

Drying unit

- Preliminary filter, EU 4
- Particulate filter, S-class HEPA filter, EU 13
- Connected load: Fan 0.3 kW, Heating element 2.3 kW, Total 2.6 kW
- Air throughput 55 m³/h
- Temperature programmable from 60–115°C in 1°C steps
- Time programmable from 1–240 min. in 1 min. steps

Dimensions/weight

- External dimensions H 1175/W 900/D 700 mm
- Internal dimensions H 500/W 535/D 500 mm
- Loading height 585 mm
- Weight (empty) 192 kg

Test certificates awarded

- VDE, EMV, DVGW, IP X1, CE

For technical data, see p.12

Baskets and inserts for Professional cleaning machine IR 6002



O 500 upper basket

- For 37 Euroboards
- 40 holders, H 70 mm
- Clearance: 180 mm
- Built-in spray arm
- H 241, W 531, D 475 mm



U 500 lower basket

- For 39 Euroboards
- 39 holders, H 70 mm
- Clearance when used in combination with the following upper baskets:
O 188/1 approx. 266 mm +/- 20 mm
O 500 approx. 240 mm +/- 25 mm
- H 93, W 535, D 516 mm



O 188/1 upper basket / carrier

- Open front
- For various inserts
- Clearance: 165 mm +/- 20 mm
- Built-in spray arm
- H 215, W 531, D 475 mm



U 874/1 lower basket / carrier

- Open front
- For various inserts
- Clearance when used in combination with the following upper baskets:
O 188/1 approx. 266 mm +/- 20 mm
O 500 approx. 240 mm +/- 25 mm
- H 50, W 534, D 515 mm



U 501 lower basket

- As U 500, except –
- 39 holders, H 130 mm
- H 193, W 535, D 516 mm

E 500 insert 1/1

- Insert for U 874/1 lower basket
- For 8 soldering frames
- 8 sections, 53 mm apart
- H 300, B 530, D 53 mm



E 439/1 mobile unit

- With 3 or 4 levels, for various inserts
- 2 built-in spray arms
- 2nd level from the bottom removable
- Clearance (level 1 = lowest level)
Level 1: H 76, W 488, D 510 mm (without 2nd level, H 160 mm)
Level 2: H 74, W 510, D 510 mm
Level 3: H 94, W 520, D 475 mm
Level 4: H 95, W 490, D 460 mm
- Magnetic strip ML/2 for automatic mobile unit recognition

Illustration shows E 439/1 with E 142 mesh trays



E 404/1 mobile unit

- Holds 38 components in 3 rows
- Injector system for internal cleaning of long hollow instruments



E 492 insert 1/2

- 9 holders, H 86 mm, 49 mm apart
- H 120, W 256, D 86 mm

Accessories for Water softener and Aqua purificator



G 7897 Aqua Soft System

Water softener

- For continuous supply of soft water in hardness ranges up to 40°d (approx. 7.2 mmol/l)
- **Performance:** max. 20 l/min, or 30 l/min for short periods
- **Design:** Plastic casing, free-standing on castors, filled through the top
- **Controls:** Quantity controlled, dual tank system
- **Features:**
 - 2x 6 l resin cartridges
 - 1 x 27 kg salt reservoir
- **Technical data:** Operates without electricity
- **Water connection:**
 - 2 pressure hoses, approx. 2 m long with 3/4" threaded union –
 - 1 for hot/cold water connection, max. 65°C
 - Operating pressure 2.5-7 bar:
 - 2.5 bar on machines without a water softener
 - 3.0 bar on machines with Profi Monobloc water softener
 - 3.5 bar on machines with large capacity water softener
 - 1 for connection between softener and machine
 - 2 DN 22 drain hoses, approx. 1.5 m long, max. delivery height 400 mm –
 - 1 for recycled water
 - 1 for overflow
 - An odour trap and an approved non-return valve must be fitted on site
- **External dimensions:**
 - H 715, W 360, D 360 mm



G 7895/1 Aqua purificator

Cabinet unit for E310/318

- Cabinet for two E 310 or E 318 water demineralisation cartridges with conductivity meter, generally recommended quality for final rinse < 15 µS/cm
- **Design:** Front loading cabinet, angled fascia, free-standing, can be built under Casing stainless steel
- **Electrical connection:**
 - AC 230 V 50 Hz
- **Water connection:**
 - 2 pressure hoses, approx. 1.2 m long with 3/4" BSP female threaded union –
 - 1 for cold water connection to cartridge, 2.5-10 bar
 - 1 for connection between cartridge and machine (pressure loss approx. 1 bar for each cartridge)
- **External dimensions:**
 - H 850 (820), W 300, D 600 mm



LWM module C

Conductivity meter

- For water demineralisation cartridges E 310/E 318, H 118, W 235, D 110 mm, 0-20 $\mu\text{S}/\text{cm}$
- Electrical connection: AC 230 V 50 Hz
- 2 hoses, 1.9 m long with $\frac{3}{4}$ " threaded union (supplied)
- Conductivity to approx.:
1.5 $\mu\text{S}/\text{cm}$ for tridistillate
2.5 $\mu\text{S}/\text{cm}$ for bidistillate
20.0 $\mu\text{S}/\text{cm}$ for monodistillate



E 313 wall mounting

- For manual dispensing of aqua purificata, pressure proof to 10 bar, complete with 150 cm long pressure hose



E 314 stand

- For manual dispensing of aqua purificata, pressure proof to 10 bar, complete with 150 cm pressure hose



E 310 water demineralisation cartridge/full

- Pressure-proof stainless steel cartridge, with vent and pressure relief valve for 2.5-10 bar, containing 20 l mixed resin which can be reactivated, \varnothing 240 mm, H 570 mm
- The capacity depends on the total mineral content of the untreated water and the max. accepted conductivity

Max. conductivity values

5 $\mu\text{S}/\text{cm}$	10 $\mu\text{S}/\text{cm}$
5° dH 4,250 litres	4,500 litres
10° dH 2,125 litres	2,250 litres
15° dH 1,420 litres	1,500 litres
20° dH 1,070 litres	1,125 litres
25° dH 850 litres	950 litres
30° dH 710 litres	750 litres

The figures given depend on reference values.

E 318 water demineralisation cartridge/empty

- Pressure-proof stainless steel cartridge, with vent and pressure release valve for 2.5-10 bar, for 20 litres E 315 disposable resin, \varnothing 240 mm, H 570 mm

E 315 disposable resin 20 l

- Vacuum packed in 2 x 10 litre plastic bags, includes filtering bag for use when exchanging bags, packed in box, 20 litres mixed resin for E 318 water demineralisation cartridge

E 316 refill set for disposable resin

- Plastic container with lid and funnel, storage capacity 30 litres disposable resin

Miele professional cleaning machines in a choice of sizes



Professional cleaning machine G 7823

- Front-loading with single drop-down door
- **Internal cabinet dimensions**
H 510, W 530, D 620 mm
- 2 circulation pumps, max. throughput. 300/500 l/min
- 2 dispensing pumps as standard, option of 2 further pumps
- Mobile unit with 1-4 levels (optional)
- Width of machine 900 mm
- Freely programmable PROFITRONIC controls

Professional cleaning machine G 7824

- Same as G 7823, except
- Through feed barrier machine with 2 drop-down doors

Cabinet volume 167.6 litres



Professional cleaning machine G 7825

- Front-loading with single drop-down door
- **Internal cabinet dimensions**
H 683, W 541, D 617 mm
- 2 circulation pumps, max. throughput. 300/400 l/min
- 2 dispensing pumps as standard, option of 2 further pumps
- Mobile unit with 2-5 levels (optional)
- Width of machine 900 mm
- Freely programmable PROFITRONIC controls

Professional cleaning machine G 7826

- Same as G 7825, except –
- Through feed barrier machine with 2 drop-down doors

Cabinet volume 228 litres



Professional cleaning machine G 7827

- Front-loading with single lift-up door
- **Internal cabinet dimensions**
H 675, W 650, D 800 mm
- 2 circulation pumps, max. throughput 400/600 l/min
- 4 dispensing pumps as standard
- Mobile unit with 2-5 levels (optional accessory)
- Width of machine 1150 mm
- Freely programmable PROFITRONIC controls

Professional cleaning machine G 7828

- Same as G 7827, except –
- Through feed barrier machine with 2 lift-up doors

Cabinet volume 351 litres

Universal mobile units for Miele professional cleaning machines G 7823 – G 7828

Professional cleaning machines	Mobile units with 2 levels	Mobile units with 3 levels	Mobile units with 4 levels	Mobile units with 5 levels
G 7823/G 7824	E 555 H 298, W 530, D 645 mm Clearance from below: 210/219 mm	E 524 H 390, W 530, D 645 mm Clearance from below: 125/125/125 mm E 525 (extendable to 4 levels) H 298, W 530, T 645 mm Clearance from below: 80/80/219 mm	E 525 with E 702 H 458, W 530, D 645 mm Clearance from below: 80/80/90/80 mm	
G 7825/ G 7826 All mobile units have magnetic strip for automatic mobile unit recognition and connection for hot air drying	E 775-2 H 400, W 530, D 600 mm Clearance from below: H 304, W 482, D 590 mm H 290, W 488, D 546 mm	E 735-3 H 552, W 530, D 600 mm Clearance from below: H 203, W 482, D 590 mm H 203, W 488, D 546 mm H 133, W 488, D 546 mm	E 701-4 H 461, W 530, D 600 mm Clearance from below: H 87, W 482, D 590 mm H 87, W 488, D 546 mm H 87, W 488, D 546 mm H 223, W 488, D 546 mm	E 701-4 with E 702 H 461, W 530, D 600 mm Clearance from below: H 87, W 482, D 590 mm H 87, W 488, D 546 mm H 87, W 488, D 546 mm H 87, W 488, D 546 mm H 81, W 488, D 546 mm
G 7827/G 7828 All mobile units have magnetic strip for automatic mobile unit recognition and connection for hot air drying	E 975-2 H 427, W 640, D 790 mm Clearance from below: H 297, W 592, D 780 mm H 290, W 592, D 780 mm	E 935-3 H 524, W 640, D 790 mm Clearance from below: H 193, W 590, D 780 mm H 193, W 590, D 780 mm H 153, W 590, D 780 mm	E 900-4 H 557, W 640, D 790 mm Clearance from below: H 112.5, W 593, D 780 mm H 112.5, W 593, D 780 mm H 112.5, W 593, D 780 mm H 114, W 593, D 780 mm	E900-5 H 605, W 640, D 790 mm Clearance from below: H 80, W 593, D 780 mm H 80, W 593, D 780 mm H 80, W 593, D 780 mm H 80, W 593, D 780 mm H 73, W 593, D 780 mm




E 550 mobile unit

- For G 7823/G 7824
- For inserts on one level



E 735-3 mobile unit

- For G 7825/G 7826
- For inserts on 3 levels
- 2 built-in spray arms



E 900-5 mobile unit

- For G 7827/G 7828
- For inserts on 5 levels
- 4 built-in spray arms

Special units can be made to order to meet individual requirements

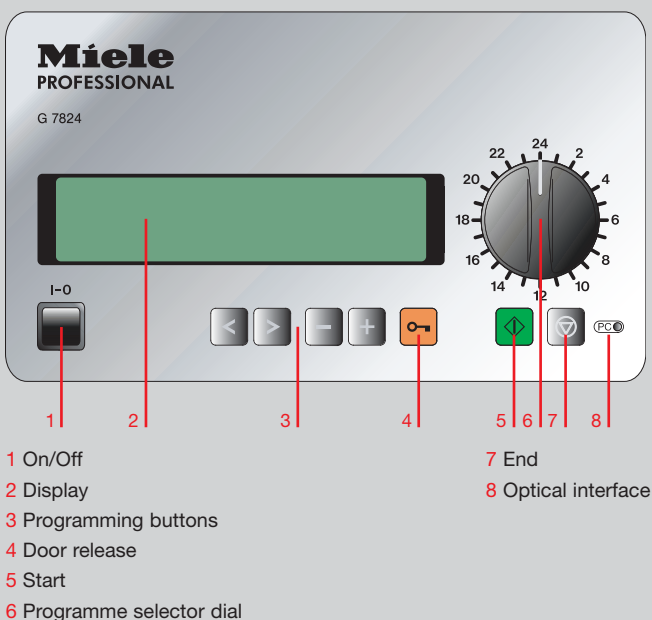
Technical data

IR 6002

Professional cleaning machine	IR 6002
Front loader with drop-down door, without baskets	●
Free-standing with lid	●
Fresh water system, max. temperature 93°C	●
Circulation pump [max. throughput. l/min]	600
Controls/programmes	
Freely programmable PROFITRONIC	●
Electrical safety lock	●
Peak load cut-out	●
Serial interface for process documentation	●
Sensors for automatic mobile unit recognition	Available to order from Miele
Plumbing	
1x cold water connection, flow pressure 1.5–10 bar (150-1000 kPa)	●
1x hot water connection, flow pressure 1.5–10 bar (150-1000 kPa)	●
1x demin. water connection, flow pressure 0.6–10 bar (60-1000 kPa)	●
1x DN 25 connection for water recovery	●
3 inlet hoses approx. 1.7 m, 1/2" with 3/4" threaded union	●
2x DN 22 drain pumps, delivery head height 100 cm	●
2x DN 22 drain hoses from machine	●
1x pump for recovery water	●
Electrical connection	
3 N AC 400 V 50 Hz, connection cable	
approx. 1.8 m, 5 x 2.5 mm ²	●
Heater rating [kW]	9.0
Circulation pump [kW]	1.2
Total connected load [kW]	10.2
Fuse rating	3 x 16
Dispenser pumps	
1x DOS 3 dispenser pump for liquid acidic agents	● (bellows pump)
1x DOS 1 dispenser pump for liquid cleaning agents	● (bellows pump)
Optional dispenser pumps	
DOS 2 dispenser pump for liquid acidic agents/rinsing agent	●
DOS 4 dispenser pump for liquid cleaning agents/disinfecting agents	●
Water softener	
Large capacity for cold and hot water to 70°C	●
Steam condenser	
Rear vent	●
Drying unit / radial fan	
Fan [kW]	0.3
Heater rating [kW]	2.3
Total connected load [kW]	2.6
Air throughput [m ³ /h]	55
Temperature programmable in 1°C steps [°C]	60-115
Time programmable in 1-minute steps [min.]	1-240
Preliminary filter EU 4, filter rating > 95%, filter life 100 h	●
Particulate filter, S-Class HEPA filter, EU 13, filter rating 99.992% (according to DIN standard 24184), filter life 500 h	●
Dimensions/weight	
External dimensions H/W/D [mm]	1175/900/700
Internal cabinet dimensions H/W/D [mm]	500/535/500
Internal cabinet capacity [l]	133.8
Weight [kg]	192
Casing	
Stainless steel (AE)	●
Test certificates awarded	
VDE, EMV, DVGW, IP x1, CE	●



Professional cleaning machine	G 7823 (1 door)	G 7825 (1 door)	G 7827 (1 door)
	G 7824 (2 door)	G 7826 (2 door)	G 7828 (2 door)
Dispenser pumps			
1x DOS 10/30 dispenser pump for liquid acidic agents	●	●	–
1x DOS 60/30 dispenser pump for liquid detergent	●	●	–
4 bellows pumps for cleaning, disinfecting and rinsing agents	–	–	●
Comfort mat for 2x 5 l containers	●	–	–
Comfort mat for 2x 10 l containers	–	●	–
4x 10 l containers	–	–	●
Optional dispenser pumps			
1x DOS 10/30 dispenser pump for liquid agents	●	●	–
1x DOS 60/30 dispenser pump for disinfecting agents	●	●	–
Drying unit			
Fan [kW]	0.9	1.8	–
Heater rating [kW]	3.6	7.2	–
Total connected load [kW]	4.5	9	–
Air throughput [m³/h]	125	250	–
Temperature programmable in 1°C steps [°C]	60–115	60–115	–
Time programmable in 1-minute steps [min.]	1–240	1–240	–
Preliminary filter, EU 4, filter rating > 95%, filter life 200 h	1x	–	–
Particulate filter, S-Class HEPA filter, EU 13, filter rating 99.992% (according to DIN standard 24184), filter life 500 h	2x	–	–
Dimensions/weight			
External dimensions H incl. plinth/sump [mm] and MAV H/W/D	2118/900/770	1975	1660
External dimensions H incl. frame with DK [mm]	–	2595	–
External dimensions H incl. frame with dryer unit [mm]	–	–	2420
External dimensions W/D [mm]	900/750	900/750	1150/870
Internal cabinet dimensions H/W/D [mm]	510/530/620	683/541/617	675/650/800
Loading height above floor (incl. plinth)	865	850	850
Weight [kg]	360	360	408/386
Casing			
Stainless steel (AE)	●	●	●
Test certificates awarded			
VDE, VDE-EMV, DVGW, IP x1, MDD CE 0366	●	–	●
VDE, VDE-EMV, DVGW, MDD CE 0366	–	●	–
Cabinet volume [l]	167.6	228	351



PROFITRONIC

- Freely programmable, fully electronic controls
- 64 programme places, of which 12 are standard cleaning programmes and 8 are service programmes
- 44 customisable programme places
- Continuous monitoring of all process parameters
- 4-line display with user navigation in clear text
- Programme selected, Programme sequence, Washing and Drying temperatures, Fault and Service prompts are all shown in the display
- Programme selection using rotary dial
- Machine can be programmed directly or by a Miele Service Technician using a PC/laptop
- Serial interface RS 232 for PC or printer connection for obtaining process documentation and for networking

Miele Company Limited
Fairacres
Marcham Road
Abingdon
Oxon OX14 1TW

Internet: www.miele.co.uk
E-mail: info@miele.co.uk

Internet: www.miele-professional.co.uk
E-mail: info@miele.co.uk

Telephone: (01235) 554455
Telefax: (01235) 554477

Miele worldwide:

AUSTRALIA
Miele Australia Pty. Ltd.
Box 381
Ferntree Gully,
Melbourne, VIC 3156
Tel. +61(0)3/97 64 71 00
Telefax +61(0)3/97 64 71 29

AUSTRIA
Miele Gesellschaft mbH.
Zentrale Salzburg
Mielestr. 1
5071 Wals/Salzburg
Tel. +43(0)6 62/85 84-4 26
Telefax +43(0)6 62/85 84-4 19

BELGIUM
N.V. Miele S.A.
1730 Mollem
Industriezone Assé 5, Nr. 22.1
Hof te Bollebeeklaan 9
Tel. +32(0)2/451.14.11
Telefax +32(0)2/451.14.14

CANADA
Miele Limited
55G East Beaver Creek Road
Vaughan, Ontario L4B 1E5
Tel. +1(0)9 05/7 07-11 71
Telefax +1(0)9 05/7 07-01 77

CZECH REPUBLIC
Miele spol. s.r.o.
61700 Brno, Hněvkovského 81B
Tel. +420(0)5/4 35 53-1 11
Telefax +420(0)5/4 35 53-1 19

DENMARK
Miele A/S
2600 Glostrup, Erhvervsvej 2
Tel. +45 43 27 11 00
Tel. Salg/Professional
+45 43 27 15 00
Tel. Jylland +45 97 12 70 66
Telefax hovednr. +45 43 27 11 09
Telefax Salg/Professional
+45 43 27 15 09

FINLAND
Miele Oy
01200 Vantaa, Porttikaari 6
Tel. +358(0)9/87 59 70
Telefax +358(0)9/87 59 72 99

FRANCE
Miele S.A.S.
93151-Le Blanc-Mesnil (Paris)
33332 Gütersloh
9 avenue Albert Einstein
Tel. +33(0)1/49 39 34 35
Telefax +33(0)1/49 39 44 38

GERMANY
Miele & Cie. KG
Carl-Miele-Straße 29
33332 Gütersloh
Tel.: 0 180 220 21 21 (6 ct/min)*
Fax: 0 180 111 20 30*
*Only in Germany
www.miele-professional.de
info@miele.de

GREECE
Miele Hellas GmbH
154 51 N. Psychiko-Athen
Mesogion 257
Tel. national 01/10 6 79 44 44
international 00 30/2/10 6 79 44 44
Telefax 01/10 6 79 42 09
international 00 30/2/10 6 79 42 09

HUNGARY
Miele Kft.
Hungária krt. 179 - 187
1146 Budapest
Tel. national 06/1/4 22-31 80
international 0036/1/4 22-31 80
Telefax +3(0)6/1/3 83 -93 04

HONG KONG
Miele Hong Kong Ltd.
AIA Plaza, Room 401, 4th Floor,
18 Hysan Avenue,
Causeway Bay, Hong Kong
Tel. +852/26101331
Fax +852/26101013

IRELAND
Miele Ireland Ltd., Dublin 24
Broomhill Road
Tallaght
Tel. +353(0)1/461 07 10
Telefax +353(0)1/461 07-97

ITALY
Miele Italia G. m. b. H.
39057 Eppean
Umfahrungsstraße 27
Tel. +39 04 71/66 61 11
Telefax +39 04 71/66 63 34

JAPAN
Miele Japan Corp.
150-0044 Tokyo, Shibuya-ku
Maruyamacho 3-6.
E Space Tower 11F
Tel.: +81-3-57 84-0036
Fax: +81-3-57 84-0037

KOREA
Miele Korea Limited
Miele Haus, 607-10 Yeoksam-dong
Gangnam-gu
SEOUL 135-080
Tel. +82 2 3451 9343
Telefax +82 2 3451 9399

LUXEMBOURG
Miele s.à r.l.
20, Rue Christophe Plantin
2339 Luxembourg
Tel. +352/4 97 11-25
Telefax +352/4 97 11-39

MEXICO
Miele S.A. de C.V.
Av. Santa Fé 170
German Centre 0-4-2
Col. Lomas de Santa Fé
01210, México, D.F.
Tel. +52/55/85 03 98 70 und
+52/55/85 03 98 73
Telefax +52/55/85 03 98 74

NETHERLANDS
Miele Nederland B.V.
4131 NR Vianen, De Limiet 2
Tel. +31(0)3 47/37 88 83
Telefax +31(0)3 47/37 84 29

NORWAY
Miele AS
Løxaveien 13
1351 Rud
Tel. +47/67 17 31 00
Telefax +47/67 17 31 10

POLAND
Miele Sp. z o. o.
02-683 Warszawa
Ul. Gotarda 9
Tel. +48/22/5 48 40 00
Telefax +48/22/5 48 40 10

PORTUGAL
Miele Portuguesa, Lda.
Av. do Forte, 5
2795-504 Carnaxide
Tel. +351/21/42 48-100
Telefax +351/21/42 48-109

RUSSIA
000 Miele CIS
129164 Moskau
Zubarev per., 15-1
Tel. +7/095/745 89 90
Telefax +7/095/745 86 80

SINGAPORE
Miele Pte. Ltd.
163 Penang Road #04-02/03
Winsland House II
Singapore 238463
Tel. +65/67 35 11 91 oder
+65/65 62 88 95
Telefax +65/67 35 11 61

SLOVAKIA
Miele spol. s. r. o.
Plynárenská 1
82109 Bratislava
Tel. +421/2/53 63 37 37
Telefax +421/2/53 63 37 46

SLOVENIA
Werkkundendienststelle
Miele d.o.o.
Brodisce 15
1236 Trzin

SOUTH AFRICA
Miele SA (Pty) Ltd.
63 Peter Place
Bryanston 2194
PO Box 69434
Bryanston 2021
Tel. +27(0)11/5 48-19 00
Telefax +27(0)11/5 48-19 35

SPAIN
Miele S.A.
28108 Alcobendas (Madrid)
Carretera de Fuencarral, 20
Tel. +34/91/6 23 20 00
Telefax +34/91/6 62 02 66

SWEDEN
Miele AB
Industrivägen 20
171 27 Solna
Tel. +46(0)8/5 62 29-000
Telefax +46(0)8/5 62 29-209

SWITZERLAND
Miele AG
8957 Spreitenbach
Limmatstr. 4
Tel. +41(0)56/4 17 20 00
Telefax +41(0)56/4 17-24 99

TURKEY
Miele Elektrikli Aletler
Diş. Tic. ve Paz. Ltd. Şti.
Güvercin Sokak No. 10
80620 Levent-Istanbul
Tel. +90/2 12/3 25 84 40
Telefax +90/2 12/3 25 84 49

UKRAINE
TOV Miele
Podil Plaza
30 A, Spasskaya St.
04070 Kiev

USA
Miele, Inc.
9 Independence Way
Princeton, NJ 08540
Tel. 001-800/843 72 31
Telefax 001-609/419 42 41

UNITED ARABIC EMIRATES
Miele Appliances Ltd.
Mankhool Road 1
Nashwan Building
P.O. Box 11 47 82, DUBAI
Tel. +971-4-39897-18
Telefax +971-4-39897-19

OTHER COUNTRIES:
Sales International
Miele & Cie. KG
Carl-Miele-Straße 29
33332 Gütersloh
Tel.: +49(0)52 41-89 15 07
Fax: +49(0)52 41-89 15 00

Please do not hesitate to contact us if you require further information on these machines, or on any of our other products.

The images, logos, names and trading marks used in this brochure to identify Miele, our products and services are our proprietary marks whether registered or unregistered. These may only be used with the express permission of Miele.

Caring for the environment:

this brochure is printed on paper bleached without the use of chlorine